

The Harry Potter Themed Classroom

N O P R E P

M A T H





FREEBIE

Quidditch

A Multiplication and Division
Card Game


Get the

MEGA Bundle!



Multiplication & Division Games

Quidditch the Card Game



Quidditch



Number of Players: 2 players

Objective:

Quidditch will help you master your multiplication facts with speed and accuracy. The goal of quidditch is multiply 2 cards to earn the opportunity to shoot the quaffle and score. If you want to make this game more challenging, draw 3 cards for multi-digit multiplication.

Materials:

- One pencil/paper or whiteboard/marker for each player.
- 1 deck of cards
- 1 Bouncy ball (quaffle)
- 3 cups
- Timer (10 minutes).

Set Up

1. Shuffle the deck and place in the center.
2. Aces = 1, Jacks = 11, Kings/Queens = 12
3. Place the 3 cups in the center.
4. Set the timer for 10 minutes.
5. The player with the smallest hands goes first.


How To Play:

1. On your turn draw 2 cards and multiply them.
2. Say the equation aloud to your partner. If you are correct, you get to shoot the quaffle.
3. To score you must bounce the "quaffle" into one of the cups in the center of the playing area.
4. If you land the ball in a cup, you score 10 points. Add your points to your total on your whiteboard. Your turn is over.
5. If you miss, your turn is over.
6. If you draw two cards with the same value and multiply them correctly, you get a chance to catch the snitch! You must tell your partner what card you think is on top of the deck. If you are correct, you score 150 points, and the game is over.
7. If you guess incorrectly, place the card at the bottom of the deck and add your points to your total.
8. The player with the most points at the end of 10 minutes (or if the snitch is caught) is the winner!



THANKS!

Be sure to check out more
HARRY POTTER themed items at my
[store on TpT.](#)



“I SOLEMNLY SWEAR
I AM UP TO NO GOOD.”
— Sirius



Graphics by
Melonheadz